



March 26<sup>th</sup>, 2010

Weekly report of the fund "UkrSib Stable Income 2"

"UkrSib Stable Income 2" - is a Closed-end Corporate Investment Fund incorporated as a joint-stock company. The Fund is focused on active investment strategy in the bonds market. Fund's manager selects and invests fund's assets in corporate and municipal bonds that will earn the highest return.

General information	
Fund	Corporate investment fund
Type of the fund	Closed
Kind of the fund	Non-diversified
Registration date	28.12.2007
Date of the beginning of floatation	01.02.2008
Life period	To 28.12.2012
Fund's ticker in PFTS	IFSTB
Custodian	"ING Bank Ukraine"
Market-maker	"UkrSibbank" (BNP Paribas Group)
Fund's participants	Legal entities and individuals
Shares minimum quantity for investment	1
Purchase commission	1 %
Sale commission	1 %

Fund's shares	
Type of shares	simple
Form of issue	nominal
Form of existence	Non - documentary
Share nominal, UAH	1 000
Share quantity,	100 000
Volume of issue, UAH	100 000 000

Fund's assets and investment strategy	
Fund's assets	Diversified portfolio of corporate, municipal and government bonds
Investment strategy	conservative

Fund's indices as of March 26 <sup>th</sup> , 2010	CURRENT VALUE
NAV of the fund, UAH.	15 342 960.93
NAV calculating on 1 share, UAH	1 293.13
Lower-limit investment <sup>1</sup>	

NET ASSETS VALUE PER SHARE DYNAMICS, % (HISTORICAL <sup>2</sup> )	
For a week	+ 0.19%
For a month	+ 3.18%
For a quarter	+ 4.25%
Since the beginning of 2010	+ 5.33%
Since the beginning of the Fund's functioning	+ 29.31%

<sup>1</sup> For making a model of current or future investment you can use the site [www.ukrsibfunds.com](http://www.ukrsibfunds.com). Calculation will include reinvestment of the revenue from Fund's capital increase and won't show others outgoing including purchase and sale commission that can make the above mentioned indices lower. Model calculation shall not be considered as a basic for determination of future investment and for comparison with the results of fund's performance.

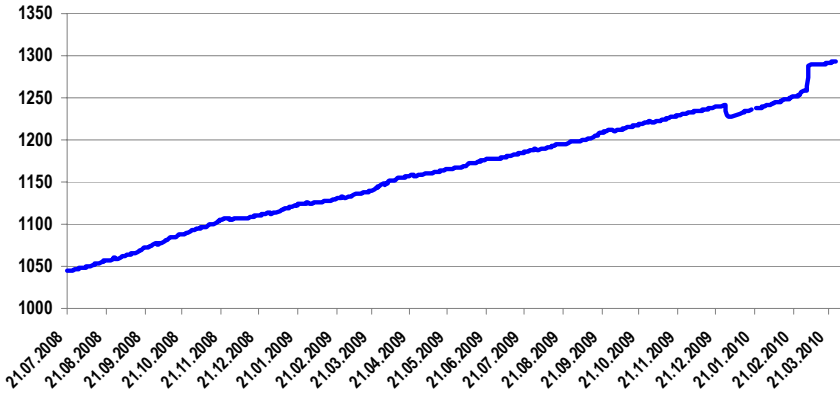
<sup>2</sup> The figures indicated reflect historical data and cannot guarantee the future income. Return on investments and securities cost may vary, i.e. by selling securities either profits can be gained or losses incurred. The Fund's current results may be higher or lower than the indicated ones.



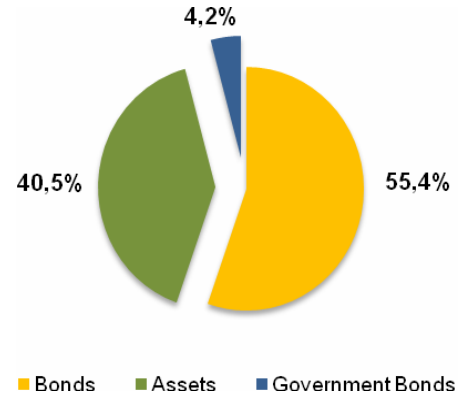
March 26<sup>th</sup>, 2010

Weekly report of the fund “UkrSib Stable Income 2”

**NAV dynamics of the fund per 1 share, UAH**



**Fund’s assets structure**



As of 26.03.2010 net assets value of “UkrSib Stable Income 2” Fund increased up to UAH 15,343 mln. Stock value of the Fund made up UAH 1 293,13.

As of 26.03.2010 the value of the Fund’s investment portfolio rose up to UAH 8,924 mln, cash and other assets of the Fund totaled UAH 6,066 mln.

The major share in the Fund’s portfolio is represented by LLC “Podolie” bonds.

**Portfolio structure of fund as of March 26<sup>th</sup>, 2010 <sup>1</sup>**

Type of assets	Amount, UAH	Share, %
Bonds “Pdoliye” (A)	1 879 946.68	21.07%
<b>Total investments</b>	<b>8 924 435.38</b>	<b>100.00 %</b>
Other operations balance	- 18 043.97	X
Loans	474 477.32	X
Assets and others	6 065 918.40	X
Debts	103 826.20	X
<b>NAV of the fund</b>	<b>15 342 960.93</b>	<b>X</b>

<sup>1</sup> Above mentioned data show fund’s assets bought by the fund and branches in which fund can invest but they don’t reflect current or future investments These data correspond to the date of report. They don’t show all investment portfolio and can be changed any time.

**Attention:** Shares value of the investment funds can increase and fall. The results of the investment in the past don’t determine income in the future. Neither State nor AMC guarantee future yield from investment in securities of investment funds. Before purchasing of securities you need to look through the issue prospectus of the fund in AMC office or in the Internet site.

CJSC “AMC “UkrSib Asset Management”, License of the State Commission for Securities and Stock Market on joint investment asset management AB No. 456908 of February 11<sup>th</sup>, 2009.



March 26<sup>th</sup>, 2010

Weekly report of the fund "UkrSib Strategic Investments"

"UkrSib Strategic investments" - is a Closed-end Corporate Investment Fund incorporated as a joint-stock company. This is a mixed-type fund enabling to invest not only in debt securities, but also in shares with high growth potential.

General information	
Fund	Corporate investment fund
Type of the fund	Closed
Kind of the fund	Non-diversified
Registration date	28.03.2006
Date of the beginning of floatation	15.05.2006
Life period	to 27.03.2011
Fund's ticker in PFTS	IFSTR
Custodian	"ING Bank Ukraine"
Market-maker	"UkrSibbank" (BNP Paribas Group)
Fund's participants	Legal entities and individuals
Shares minimum quantity for investment	1
Purchase commission	1 %
Sale commission	1 %

Fund's shares	
Type of shares	simple
Form of issue	nominal
Form of existence	Non-documentary
Share nominal, UAH	1 000
Share quantity,	70 000
Volume of issue, UAH	70 000 000

Fund's assets and investment strategy	
Fund's assets	Diversified portfolio of corporate, municipal and government bonds and shares
Investment strategy	mixed

Fund's indices as of March 26 <sup>th</sup> , 2010	CURRENT VALUE
NAV of the fund, UAH.	22 971 436.93
NAV calculating on 1 share, UAH	1 897.21
Lower-limit investment <sup>1</sup>	

NET ASSETS VALUE PER SHARE DYNAMICS, % (HISTORICAL <sup>2</sup> )	
For a week	+ 0.17%
For a month	+ 2.97%
For a quarter	+ 3.02%
Since the beginning of 2010	+ 6.24%
Since the beginning of the Fund's functioning	+ 91.36%

<sup>1</sup> For making a model of current or future investment you can use the site [www.ukrsibfunds.com](http://www.ukrsibfunds.com). Calculation will include reinvestment of the revenue from Fund's capital increase and won't show others outgoing including purchase and sale commission that can make the above mentioned indices lower. Model calculation shall not be considered as a basic for determination of future investment and for comparison with the results of fund's performance.

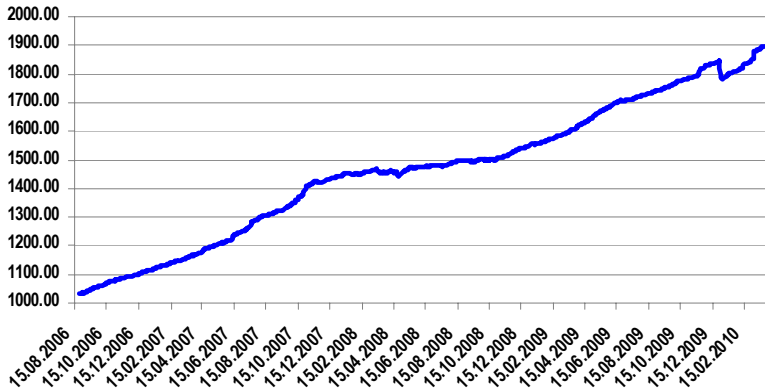
<sup>2</sup> The figures indicated reflect historical data and cannot guarantee the future income. Return on investments and securities cost may vary, i.e. by selling securities either profits can be gained or losses incurred. The Fund's current results may be higher or lower than the indicated ones.



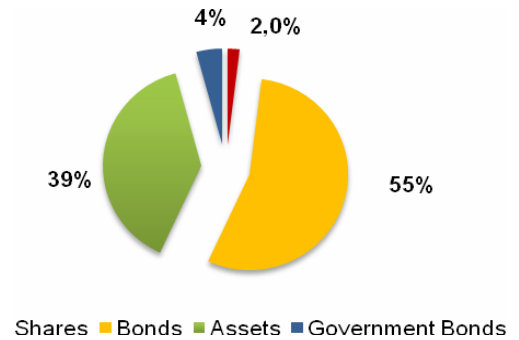
March 26<sup>th</sup>, 2010

Weekly report of the fund “UkrSib Strategic Investments”

**NAV dynamics of the fund per 1 share, UAH**



**Fund's assets structure**



As of 26.03.2010 net assets value of “UkrSib Strategic Investments” increased up to UAH 22,971 mln. Stock value of the Fund amounted to UAH 1 897,21.

As of 26.03.2010 the value of the Fund's investment portfolio rose up to UAH 13,027 mln, cash and other assets of the Fund totaled UAH 8,273 mln.

The major share in the Fund's portfolio is represented by “Podolie” bonds.

**Portfolio structure of fund as of March 26<sup>th</sup>, 2010 <sup>1</sup>**

Type of assets	Amount, UAH	Share, %
Bonds “Podoliye” (A)	3 208 699.49	24.63%
<b>Total investments</b>	<b>13 026 793.51</b>	<b>100.00 %</b>
Other operations balance	- 33 444.79	X
Loans	1 778 198.55	X
Assets and others	8 272 580.06	X
Debts	72 690.40	X
<b>NAV of the fund</b>	<b>22 971 436.93</b>	<b>X</b>

<sup>1</sup> Above mentioned data show fund's assets bought by the fund and branches in which fund can invest but they don't reflect current or future investments These data correspond to the date of report. They don't show all investment portfolio and can be changed any time.

**Attention:** Shares value of the investment funds can increase and fall. The results of the investment in the past don't determine income in the future. Neither State nor AMC guarantee future yield from investment in securities of investment funds. Before purchasing of securities you need to look through the issue prospectus of the fund in AMC office or in the Internet site.

CJSC “AMC “UkrSib Asset Management”, License of the State Commission for Securities and Stock Market on joint investment asset management AB No. 456908 of February 11<sup>th</sup>, 2009.



March 26<sup>th</sup>, 2010

Weekly report of "UkrSib Real Estate Fund"

"UkrSib Real Estate Fund" - Closed-end Corporate Investment Fund incorporated as a joint-stock company. It is a mixed-type fund that allows to invest not only in securities, but in real property and corporate rights as well.

General information	
Fund	Corporate investment fund
Type of the fund	Closed
Kind of the fund	Non-diversified
Registration date	29.08.2006
Date of the beginning of floatation	28.09.2006
Life period	to 28.08.2026
Fund's ticker in PFTS	IFUSFN
Custodian	"ING Bank Ukraine"
Market-maker	"UkrSibbank" (BNP Paribas Group)
Fund's participants	Legal entities and individuals
Shares minimum quantity for investment	1
Purchase commission	1 %
Sale commission	1 %

Fund's shares	
Type of shares	simple
Form of issue	nominal
Form of existence	Non-documentary
Share nominal, UAH	5 000
Share quantity	40 000
Volume of issue, UAH	200 000 000

Fund's assets and investment strategy	
Fund's assets	Real estate and securities
Investment strategy	mixed

Fund's indices as of March 26 <sup>th</sup> , 2010	CURRENT VALUE
NAV of the fund, UAH.	12 391 474.77
NAV calculating on 1 share, UAH	6 539.04
Lower-limit investment <sup>1</sup>	

NET ASSETS VALUE PER SHARE DYNAMICS, % (HISTORICAL <sup>2</sup> )	
For a week	+ 0.06%
For a month	+ 1.54%
For a quarter	- 4.09%
Since the beginning of 2010	+ 3.12%
Since the beginning of the Fund's functioning	+ 31.12%

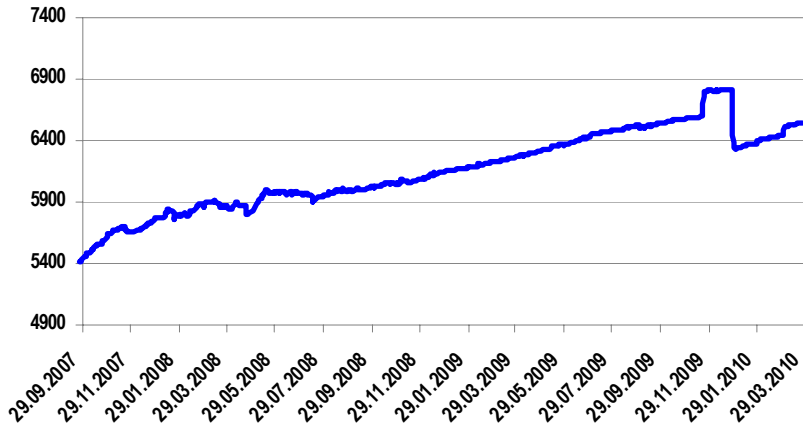
<sup>1</sup> For making a model of current or future investment you can use the site [www.ukrsibfunds.com](http://www.ukrsibfunds.com). Calculation will include reinvestment of the revenue from Fund's capital increase and won't show others outgoing including purchase and sale commission that can make the above mentioned indices lower. Model calculation shall not be considered as a basic for determination of future investment and for comparison with the results of fund's performance.

<sup>2</sup> The figures indicated reflect historical data and cannot guarantee the future income. Return on investments and securities cost may vary, i.e. by selling securities either profits can be gained or losses incurred. The Fund's current results may be higher or lower than the indicated ones.

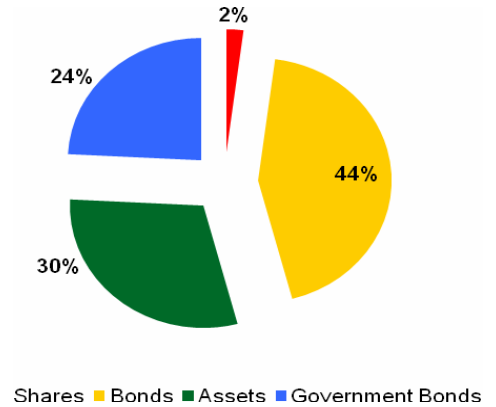


March 26<sup>th</sup>, 2010  
Weekly report of "UkrSib Real Estate Fund"

**NAV dynamics of the fund per 1 share, UAH**



**Fund's assets structure**



As of 26.03.2010 net assets value of "UkrSib Real Estate Fund" increased up to UAH 12,392 mln. Stock value of the Fund made up UAH 6 539,04.

As of 26.03.2010 the value of the Fund's investment portfolio rose up to UAH 7,103 mln, cash and other assets of the Fund totaled UAH 3,033 mln.

**Portfolio structure of fund as of March 26<sup>th</sup>, 2010 <sup>1</sup>**

Type of assets	Amount, UAH	Share, %
Government Bonds (60271)	1 142 028.00	16.08%
<b>Total investments</b>	<b>7 102 913.20</b>	<b>100.00 %</b>
Other operations balance	- 8 881.50	X
Loans	2 742 783.41	X
Assets and others	3 032 779.58	X
Debts	478 119.92	X
<b>NAV of the fund</b>	<b>12 391 474.77</b>	<b>X</b>

<sup>1</sup> Above mentioned data show fund's assets bought by the fund and branches in which fund can invest but they don't reflect current or future investments These data correspond to the date of report. They don't show all investment portfolio and can be changed any time.

**Attention:** Shares value of the investment funds can increase and fall. The results of the investment in the past don't determine income in the future. Neither State nor AMC guarantee future yield from investment in securities of investment funds. Before purchasing of securities you need to look through the issue prospectus of the fund in AMC office or in the Internet site.

CJSC "AMC "UkrSib Asset Management", License of the State Commission for Securities and Stock Market on joint investment asset management AB No. 456908 of February 11<sup>th</sup>, 2009.



March 26<sup>th</sup>, 2010

Weekly report of the fund "UkrSib Dynamic Income"

**"UkrSib Dynamic income"** - Closed-end Non-diversified Corporate Investment Fund, incorporated as a joint-stock company. The fund implements an active strategy on the stock market, i.e. fund manager's target is to reach maximum growth of fund. The main part of the Fund's assets is allocated in shares of the leading companies of Ukraine that may bring the highest return.

General information	
Fund	Corporate investment fund
Type of the fund	Closed
Kind of the fund	Non-diversified
Registration date	10.01.2008
Date of the beginning of floatation	21.02.2008
Life period	to 09.01.2013
Custodian	"ING Bank Ukraine"
Market-maker	"UkrSibbank" (BNP Paribas Group)
Fund's participants	Legal entities and individuals
Shares minimum quantity for investment	1
Purchase commission	1 %
Sale commission	1 %

Fund's shares	
Type of shares	simple
Form of issue	nominal
Form of existence	Non-documentary
Share nominal, UAH	1 000
Share quantity,	30 000
Volume of issue, UAH	30 000 000

Fund's assets and investment strategy	
Fund's assets	shares of the leading companies of Ukraine that may bring the highest return
Investment strategy	агрессивная

Fund's indices as of March 26 <sup>th</sup> , 2010	CURRENT VALUE
NAV of the fund, UAH.	1 571 899.74
NAV calculating on 1 share, UAH	1 123.59
Lower-limit investment <sup>1</sup>	

NET ASSETS VALUE PER SHARE DYNAMICS, % (HISTORICAL <sup>2</sup> )	
For a week	- 0.58%
For a month	+ 2.36%
For a quarter	+ 4.48%
Since the beginning of 2010	+ 4.39%
Since the beginning of the Fund's functioning	+ 12.36%

<sup>1</sup> For making a model of current or future investment you can use the site [www.ukrsibfunds.com](http://www.ukrsibfunds.com). Calculation will include reinvestment of the revenue from Fund's capital increase and won't show others outgoing including purchase and sale commission that can make the above mentioned indices lower. Model calculation shall not be considered as a basic for determination of future investment and for comparison with the results of fund's performance.

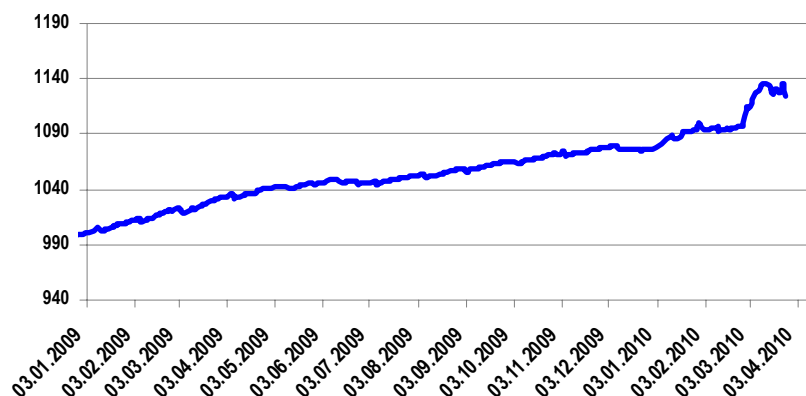
<sup>2</sup> The figures indicated reflect historical data and cannot guarantee the future income. Return on investments and securities cost may vary, i.e. by selling securities either profits can be gained or losses incurred. The Fund's current results may be higher or lower than the indicated ones.



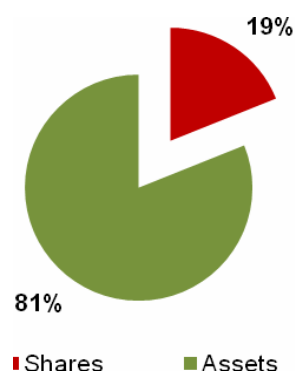
March 26<sup>th</sup>, 2010

Weekly report of the fund “UkrSib Dynamic Income”

### NAV dynamics of the fund per 1 share, UAH



### Fund's assets structure



As of 26.03.10 net assets value of ‘UkrSib Dynamic Income’ made up UAH 1,572 mln. Stock value of the Fund amounted to UAH 1 123,59. Cash funds and other assets of the Fund totaled UAH 1,299 mln. The major share in the Fund’s portfolio is represented by OJSC “Azovstal” shares.

### Portfolio structure of fund’s securities as of March 26<sup>th</sup>, 2010 <sup>1</sup>

Type of assets	Amount, UAH	Share, %
“Azovstal” shares	153 005.97	50.57%
<b>Total investments</b>	<b>302 556.32</b>	<b>-</b>
Other operations balance	- 2 792.32	X
Loans	3 715.00	X
Assets and others	1 298 720.74	X
Debts	30 300.00	X
<b>NAV of the fund</b>	<b>1 571 899.74</b>	<b>X</b>

<sup>1</sup> Above mentioned data show fund’s assets bought by the fund and branches in which fund can invest but they don’t reflect current or future investments These data correspond to the date of report. They don’t show all investment portfolio and can be changed any time.

**Attention:** Shares value of the investment funds can increase and fall. The results of the investment in the past don’t determine income in the future. Neither State nor AMC guarantee future yield from investment in securities of investment funds. Before purchasing of securities you need to look through the issue prospectus of the fund in AMC office or in the Internet site.

CJSC “AMC “UkrSib Asset Management”, License of the State Commission for Securities and Stock Market on joint investment asset management AB No. 456908 of February 11<sup>th</sup>, 2009.



March 26<sup>th</sup>, 2010

Weekly report of the fund "UkrSib Index"

"UkrSib Index"- is a Closed-end Corporate Investment Fund incorporated as a joint-stock company. The strategy of Closed-end Non-diversified Corporate Investment Fund "UkrSib Index" is targeted at maintenance of investment portfolio which yield would be on the same track shown by the dynamics of PFTS index.

General information	
Fund	Corporate investment fund
Type of the fund	Closed
Kind of the fund	Non-diversified
Registration date	10.01.2008
Date of the beginning of floatation	21.02.2008
Life period	to 09.01.2013
Fund's ticker in PFTS	-
Custodian	"ING Bank Ukraine"
Market-maker	"UkrSibbank" (BNP Paribas Group)
Fund's participants	Legal entities and individuals
Shares minimum quantity for investment	1
Purchase commission	1 %
Sale commission	1 %

Fund's shares	
Type of shares	simple
Form of issue	nominal
Form of existence	Non-documentary
Share nominal, UAH	1 000
Share quantity,	30 000
Volume of issue, UAH	30 000 000

Fund's assets and investment strategy	
Fund's assets	Balanced investment portfolio which yield would be on the same track shown by the dynamics of PFTS index.
Investment strategy	aggressive

Fund's indices as of March 26 <sup>th</sup> , 2010	CURRENT VALUE
NAV of the fund, UAH.	1 232 762.27
NAV calculating on 1 share, UAH	922.73
Lower-limit investment <sup>1</sup>	

NET ASSETS VALUE PER SHARE DYNAMICS, % (HISTORICAL <sup>2</sup> )	
For a week	+ 2.26%
For a month	+ 16.99%
For a quarter	+ 29.71%
Since the beginning of 2010	+ 35.46%
Since the beginning of the Fund's functioning	- 7.73%

<sup>1</sup> For making a model of current or future investment you can use the site [www.ukrsibfunds.com](http://www.ukrsibfunds.com). Calculation will include reinvestment of the revenue from Fund's capital increase and won't show others outgoing including purchase and sale commission that can make the above mentioned indices lower. Model calculation shall not be considered as a basic for determination of future investment and for comparison with the results of fund's performance.

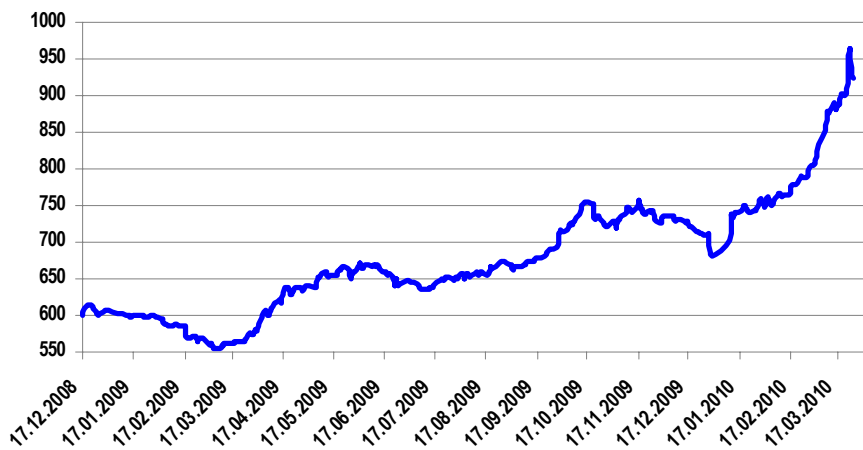
<sup>2</sup> The figures indicated reflect historical data and cannot guarantee the future income. Return on investments and securities cost may vary, i.e. by selling securities either profits can be gained or losses incurred. The Fund's current results may be higher or lower than the indicated ones.



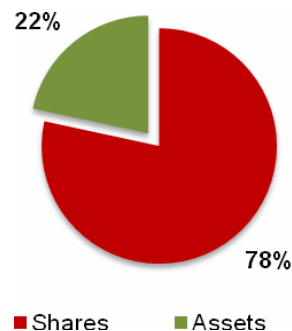
March 26<sup>th</sup>, 2010.

Weekly report of the fund “UkrSib Index”

**NAV dynamics of the fund per 1 share, UAH**



**Fund's assets structure**



As of 26.03.10 net assets value of “UkrSib Index” made up UAH 1,233 mln. Stock value of the Fund amounted to UAH 922,73.

As of 26.03.10 the value of the Fund’s investment portfolio made up UAH 989,044 thou, cash and other assets of the Fund totaled UAH 272,779 thou.

The major share in the Fund’s portfolio is represented by OJSC “Motor Sich” shares.

**Portfolio structure of fund’s securities as of March 26<sup>th</sup>, 2010 <sup>1</sup>**

Type of assets	Amount, UAH	Share, %
“Motor Sich” shares	167 375.46	16.92%
<b>Total investments</b>	<b>989 043.59</b>	<b>100.00 %</b>
Other operations balance	- 2 080.70	X
Loans	3 420.00	X
Assets and others	272 779.38	X
Debts	30 400.00	X
<b>NAV of the fund</b>	<b>1 232 762.27</b>	<b>X</b>

<sup>1</sup> Above mentioned data show fund’s assets bought by the fund and branches in which fund can invest but they don’t reflect current or future investments These data correspond to the date of report. They don’t show all investment portfolio and can be changed any time.

**Attention:** Shares value of the investment funds can increase and fall. The results of the investment in the past don’t determine income in the future. Neither State nor AMC guarantee future yield from investment in securities of investment funds. Before purchasing of securities you need to look through the issue prospectus of the fund in AMC office or in the Internet site.

CJSC “AMC “UkrSib Asset Management”, License of the State Commission for Securities and Stock Market on joint investment asset management AB No. 456908 of February 11<sup>th</sup>, 2009.



## CJSC “AMC “UkrSib Asset Management”

<b>Chairman of the board</b>	Maksim Kuprin	+38 (044) 537 50 56 mk@ukrsibbank.com
<b>Customer Relationship</b>	Alla Kudrya	+38 (044) 537 50 56 alla.kudrya@ukrsibbank.com
	Evgeniy Pugach	+38 (044) 537 50 56 evgeniy.pugach@ukrsibbank.com
<b>Venture Projects</b>	Anna Tykhaya	+38 (044) 537 50 56 at@ukrsibbank.com
<b>Real Estate Projects</b>	Elena Korenyuk	+38 (044) 537 50 74 elena.korenyuk@ukrsibbank.com

The Report has been drawn up by the specialists of CJSC “Asset Management Company “UkrSib Asset Management” for information purpose only and shall not be considered as an offer to buy or sell any financial instruments. Opinions, estimations and recommendations cited in the report represent the points of view of the specialists of AMC “UkrSib Asset Management”. The Company shall not be held liable for transactions of the third parties performed on the basis of opinions, estimations and recommendations stated in the Report. Opinions, estimations and recommendations, outlined in the Report, shall not be considered as a single basis for performing transactions on the financial markets. Each client must decide on transactions to be performed using the Report as one of the variety of media only.